

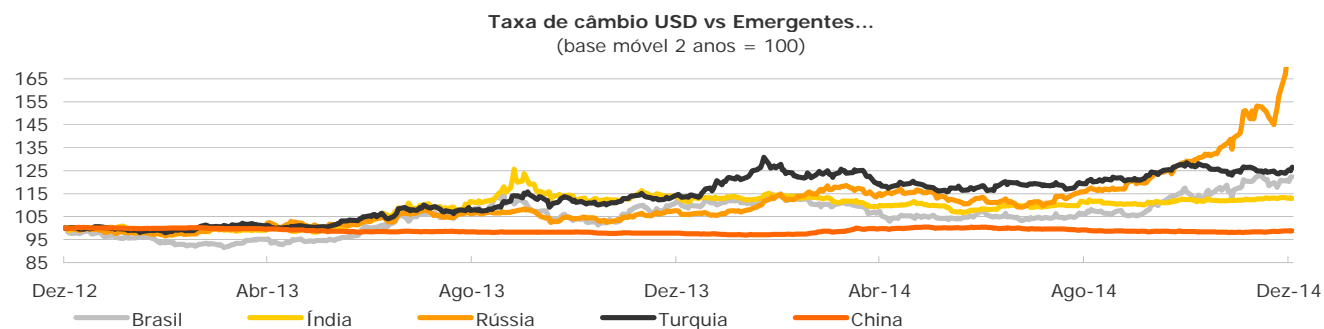
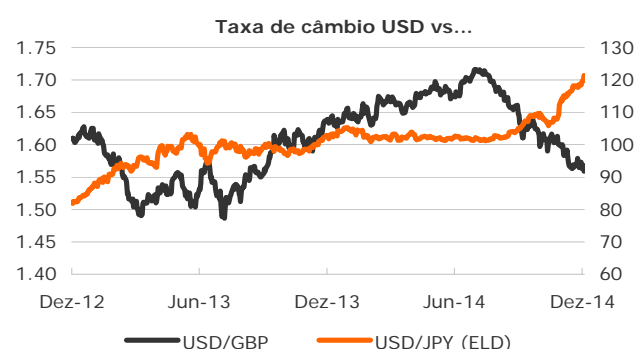
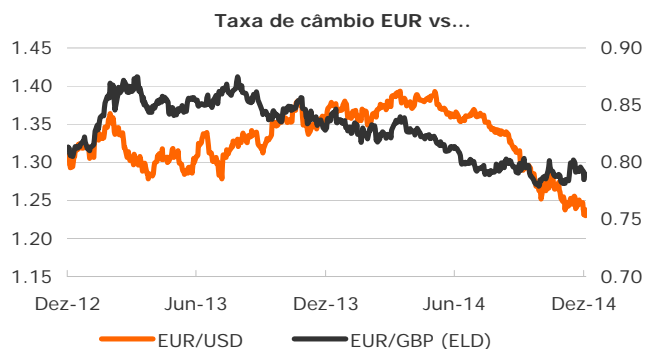
## Mercado Cambial

### Taxas de câmbio

			Variação (%)					Últimos 12 meses	
			spot	-1 semana	-1 mês	YTD	Homóloga	Máx.	Min.
<b>EUR vs...</b>									
	<b>USD</b>	E.U.A.	1.23	-1.10%	-1.55%	-10.81%	-10.00%	1.40	1.23
	<b>GBP</b>	R.U.	0.79	0.96%	-0.84%	5.57%	6.14%	0.85	0.78
	<b>CHF</b>	Suiça	1.20	-0.07%	0.14%	1.92%	1.96%	1.24	1.20
<b>USD vs...</b>									
	<b>GBP</b>	R.U.	1.56	-0.16%	-2.38%	-5.84%	-4.48%	1.72	1.56
	<b>JPY</b>	Japão	121.50	-2.30%	-5.65%	-13.37%	-16.26%	121.69	100.76
<b>Emergentes</b>									
	<b>CNY</b>	China	6.15	-0.13%	-0.65%	-1.60%	-0.96%	6.27	6.04
	<b>BRL</b>	Brasil	2.59	-0.65%	-2.98%	-8.79%	-8.85%	2.63	2.18

### Taxas de câmbio efectivas nominais

	Variação (%)					Últimos 12 meses	
	spot	-1 semana	-1 mês	YTD	Homóloga	Máx.	Min.
<b>EUR</b>	104.3	-0.38%	0.48%	-4.45%	-3.38%	109.66	103.07
<b>USD</b>	108.8	0.80%	2.92%	6.83%	6.71%	108.83	101.35



### Taxas de câmbio forward

	EUR vs...					USD vs...		GBP vs..
	USD	GBP	DKK	NOK	CHF	JPY	CHF	USD
<b>Taxa spot</b>	1.230	0.788	7.439	8.767	1.202	121.500	0.978	1.560
Tx. forward 1M	1.230	0.789	7.439	8.778	1.202	121.418	0.977	1.560
Tx. forward 3M	1.231	0.789	7.439	8.798	1.202	121.354	0.977	1.559
Tx. forward 12M	1.236	0.794	7.437	8.880	1.200	120.734	0.971	1.556
Tx. forward 5Y	1.340	0.845	-	9.370	1.184	108.335	0.884	-