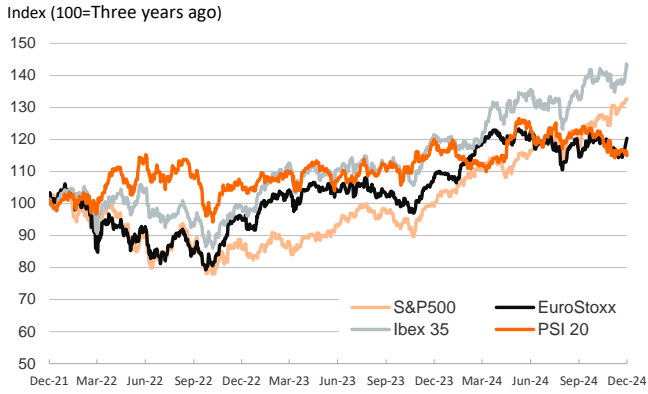


- ▶ Financial markets ended the week on a mixed note. In the US, November payrolls data showed that employment grew slightly more than expected (with October data revised upwards), but unemployment rose by 0.1% to 4.2% and wage growth accelerated slightly. Treasury yields fell and the probability of a -25bp cut by the Fed in December rose to 90%.
- ▶ In the eurozone, government bond yields were flat, while on the data front, German industrial production for October surprised on the downside, falling -1.0% from September. In equity markets, indices were mixed in Europe and Asia but rose in the US, with the S&P 500 and Nasdaq hitting new highs.
- ▶ In the currency market, the dollar strengthened in choppy trading, while in the crypto market, Bitcoin rose above \$100,000. In commodities, crude oil prices fell despite OPEC+'s decision on Thursday to delay planned production increases, as analysts forecast weak Chinese demand in 2025 and swelling production from North American countries.

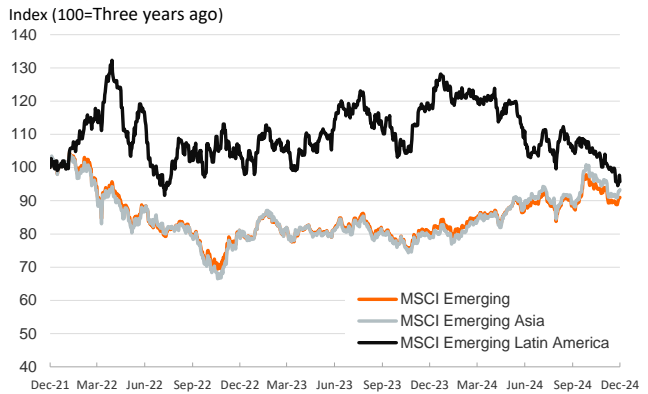
Interest Rates (%)	12/6	12/5	Daily Change (bp)	Weekly Change (bp)	YTD (bp)	YoY Change (bp)
<b>Euro area</b>						
ECB - Official Interest Rate (Depo)	3,25	3,25	0	0	-75	-75
€STR	3,17	3,17	0	0	-72	-74
Swap €STR (10Y)	1,99	2,00	-1	-2	-30	-49
3 months (Euribor)	2,87	2,88	-1	-7	-104	-108
12 months (Euribor)	2,40	2,39	1	-6	-111	-133
Germany - 2-Year Bond	2,00	2,02	-2	5	-37	-62
Germany - 10-Year Bond	2,11	2,11	0	2	16	-9
France - 10-Year Bond	2,88	2,89	-1	-2	40	14
Spain - 10-Year Bond	2,76	2,77	-1	-3	-14	-44
Portugal - 10-Year Bond	2,52	2,52	0	-2	-4	-34
Italy - 10-Year Bond	3,19	3,20	0	-8	-40	-74
Risk premium - France (10Y)	77	78	-1	-4	24	23
Risk premium - Spain (10Y)	65	66	0	-5	-31	-34
Risk premium - Portugal (10Y)	41	41	0	-4	-20	-25
Risk premium - Italy (10Y)	108	109	0	-10	-57	-65
<b>US</b>						
Fed - Lower Bound*	4,50	4,50	0	0	-75	-75
Fed Funds Rate Future (Dec.-24)	4,49	4,50	-1	-2	66	17
3 months (SOFR)	4,43	4,43	0	-4	-90	-95
12 months (SOFR)	4,18	4,18	0	-7	-59	-85
2-Year Bond	4,10	4,14	-4	-5	-15	-49
10-Year Bond	4,15	4,18	-3	-2	27	5
<b>Stock Markets</b>						
	12/6	12/5	Daily Change (%)	Weekly Change (%)	YTD (%)	YoY Change (%)
CaixaBank	5,36	5,40	-0,7	4,1	43,8	30,8
Ibex 35	12072	12119	-0,4	3,7	19,5	17,7
PSI 20	6336	6412	-1,2	-1,3	-0,9	-4,1
MIB	34750	34626	0,4	4,0	14,5	14,6
DAX	20385	20359	0,1	3,9	21,7	22,4
CAC 40	7427	7331	1,3	2,7	-1,5	-0,1
Eurostoxx50	4978	4952	0,5	3,6	10,1	11,0
S&P 500	6090	6075	0,2	1,0	27,7	33,9
Nasdaq	19860	19701	0,8	3,3	32,3	40,4
Nikkei 225	39091	39396	-0,8	2,3	16,8	16,9
MSCI Emerging Index	1105	1102	0,3	2,5	7,9	13,3
MSCI Emerging Asia	612	609	0,5	2,6	12,7	17,9
MSCI Emerging Latin America	1999	2039	-2,0	0,0	-24,9	-18,8
Shanghai	3404	3369	1,0	2,3	14,4	14,7
VIX Index	12,77	13,54	-5,7	-5,5	2,6	-1,5
<b>Currencies &amp; Cryptocurrencies</b>						
	12/6	12/5	Daily Change (%)	Weekly Change (%)	YTD (%)	YoY Change (%)
EUR/USD	1,057	1,059	-0,2	-0,1	-4,3	-1,8
EUR/GBP	0,83	0,83	0,0	-0,2	-4,3	-3,2
EUR/CHF	0,93	0,93	-0,2	-0,4	0,0	-1,4
USD/JPY	150,00	150,10	-0,1	0,2	6,4	1,8
USD/CNY	7,27	7,26	0,2	0,3	2,4	1,6
BTC/USD	100566,11	99029,87	1,6	3,2	139,8	129,5
<b>Commodities</b>						
	12/6	12/5	Daily Change (%)	Weekly Change (%)	YTD (%)	YoY Change (%)
Global Commodities Index	97,5	97,4	0,1	-0,7	-1,2	-0,1
Brent (US\$/barrel)	71,1	72,1	-1,3	-2,5	-7,7	-4,3
TTF Natural Gas-1M Future (€/MWh)	46,5	46,6	-0,2	-2,8	43,7	18,2
TTF Natural Gas-Dec.-24 Future (€/MWh)	41,2	41,2	0,1	-2,7	7,7	-8,0
Gold (US\$/ounce)	2633,4	2631,7	0,1	-0,4	27,6	30,0

\* To ensure the best comparability between USD and EUR policy rates, we are now displaying the lower bound of the Federal Funds Target Rate and the ECB'S Deposit Facility Rate, respectively

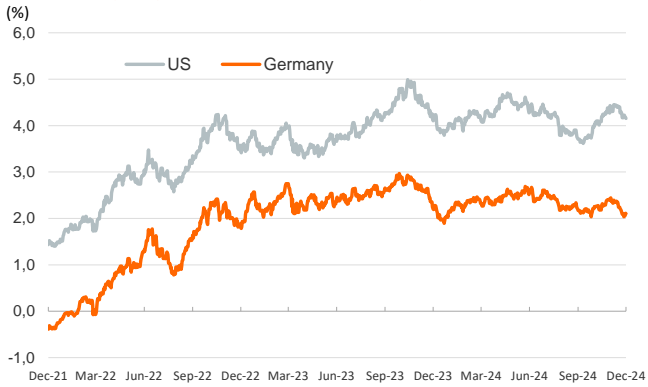
**Main advanced stock markets**



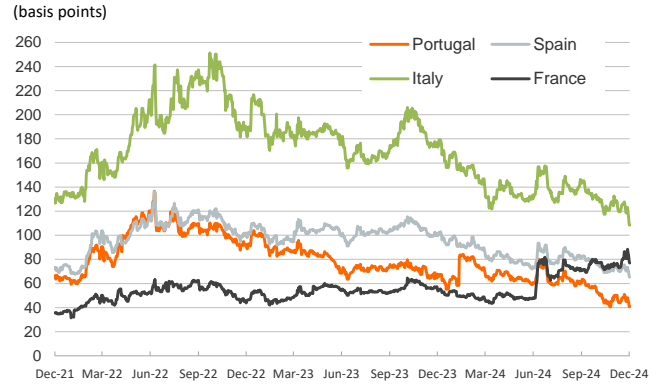
**Emerging economies stock markets**



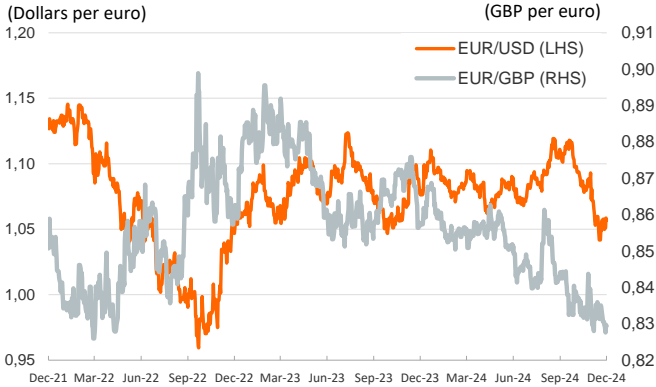
**Yield on 10-year public debt: U.S. and Germany**



**Risk Premium on 10-year debt: France, Italy, Spain and Portugal**



**Exchange rate: Advanced-economy currencies**



**Exchange rate: emerging economies index**



**Brent oil price**



**Dutch TTF Natural gas price**



Notice regarding publication of the Banco BPI "Daily Report".

Daily Report – Financial Markets is a publication of Banco BPI prepared by its Research and Economic Analysis Department that contains information and opinions that come from sources considered reliable, but Banco BPI does not guarantee the accuracy of the same and is not responsible for errors or omissions contained therein. This document has a purely informative purpose, for which reason Banco BPI is not responsible in any case for the use made of it. Opinions and estimates are specific to the area and may be subject to change without notice.