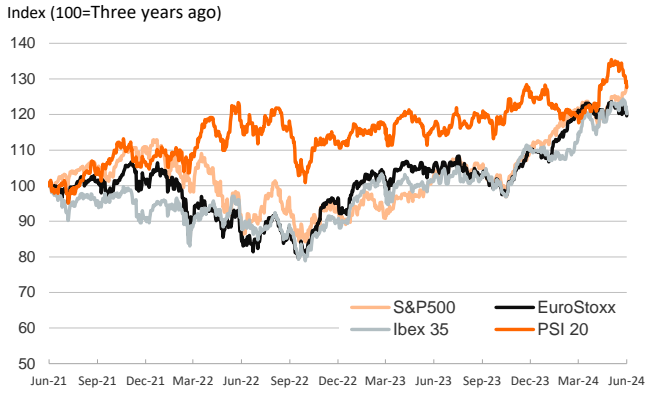


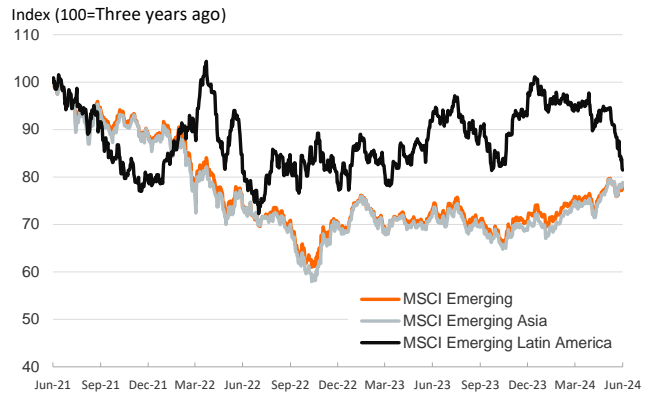
- ▶ Thursday's session saw a mixed performance across assets as investors grappled with a mixed bag of economic data and the latest Fed decision. In the US, Treasury yields were lower after the rise in initial jobless claims and the decline in the Producer Price Index raised investors' expectations of a Fed rate cut in September.
- ▶ In the eurozone, while German government bond yields fell, peripheral spreads widened on French political risk.
- ▶ European equity indices fell across the board, with financials suffering the most as investors digested the Fed's hawkish stance late on Wednesday. In the US, tech stocks pushed the main indices to record highs for the fourth day in a row.
- ▶ In the FX market, the euro suffered from French political risk as well and depreciated against its major peers despite further hawkish comments from ECB officials. In commodities, European oil and gas benchmarks rose in choppy trading as investors struggled to reconcile rising supply forecasts with delayed Fed rate cuts.

Interest Rates (%)	6/13	6/12	Daily Change (bp)	Weekly Change (bp)	YTD (bp)	YoY Change (bp)
Euro area						
ECB - Official Interest Rate (Refi)	4,25	4,25	0	0	-25	50
€STR	3,66	3,66	0	-25	-22	51
Swap €STR (10Y)	2,63	2,64	-2	-2	34	-18
3 months (Euribor)	3,72	3,72	0	-4	-19	19
12 months (Euribor)	3,68	3,72	-4	-1	17	-26
Germany - 2-Year Bond	2,87	2,95	-8	-15	50	-10
Germany - 10-Year Bond	2,47	2,53	-6	-8	53	5
France - 10-Year Bond	3,16	3,14	3	14	69	22
Spain - 10-Year Bond	3,33	3,32	1	4	42	-4
Portugal - 10-Year Bond	3,19	3,18	1	4	64	9
Italy - 10-Year Bond	3,94	3,92	2	7	34	-11
Risk premium - Spain (10Y)	86	79	7	12	-11	-9
Risk premium - Portugal (10Y)	72	65	7	12	11	4
Risk premium - Italy (10Y)	147	139	8	15	-18	-16
US						
Fed - Upper Bound	5,50	5,50	0	0	0	25
Fed Funds Rate Future (Dec.-24)	4,95	4,99	-4	0	112	197
3 months (SOFR)	5,34	5,35	-1	1	1	9
12 months (SOFR)	5,05	5,15	-10	-4	28	-11
2-Year Bond	4,70	4,75	-5	-2	45	3
10-Year Bond	4,24	4,32	-8	-5	36	43
Stock Markets						
	6/13	6/12	Daily Change (%)	Weekly Change (%)	YTD (%)	YoY Change (%)
CaixaBank	4,98	5,10	-2,3	-4,4	33,7	38,5
Ibex 35	11066	11245	-1,6	-3,3	9,5	18,6
PSI 20	6566	6661	-1,4	-3,6	2,6	9,5
MIB	33610	34359	-2,2	-3,5	10,7	21,9
DAX	18266	18631	-2,0	-2,1	9,0	12,5
CAC 40	7708	7865	-2,0	-4,1	2,2	5,7
Eurostoxx50	4936	5034	-2,0	-2,6	9,2	13,5
S&P 500	5434	5421	0,2	1,5	13,9	24,4
Nasdaq	17668	17608	0,3	2,9	17,7	30,2
Nikkei 225	38720	38877	-0,4	0,0	15,7	17,3
MSCI Emerging Index	1076	1069	0,7	0,2	5,1	6,1
MSCI Emerging Asia	593	587	1,0	0,9	9,3	8,8
MSCI Emerging Latin America	2155	2163	-0,4	-7,0	-19,1	-11,3
Shanghai	3029	3037	-0,3	-0,7	1,8	-6,3
VIX Index	11,94	12,04	-0,8	-5,1	-4,1	-18,3
Currencies						
	6/13	6/12	Daily Change (%)	Weekly Change (%)	YTD (%)	YoY Change (%)
EUR/USD	1,074	1,081	-0,7	-1,4	-2,7	-0,5
EUR/GBP	0,84	0,84	-0,4	-1,2	-2,9	-1,7
EUR/CHF	0,96	0,97	-0,7	-0,9	3,3	-1,8
USD/JPY	157,03	156,72	0,2	0,9	11,3	12,0
USD/CNY	7,25	7,24	0,2	0,1	2,1	1,2
Commodities						
	6/13	6/12	Daily Change (%)	Weekly Change (%)	YTD (%)	YoY Change (%)
Global Commodities Index	102,8	103,3	-0,5	-0,7	4,2	1,7
Brent (US\$/barrel)	82,8	82,6	0,2	3,6	7,4	11,4
TTF Natural Gas-1M Future (€/MWh)	35,7	35,3	1,2	6,0	10,4	-0,9
TTF Natural Gas-Dec.-24 Future (€/MWh)	35,9	35,6	0,9	3,7	-6,2	-25,9
Gold (US\$/ounce)	2304,2	2325,0	-0,9	-3,0	11,7	18,5

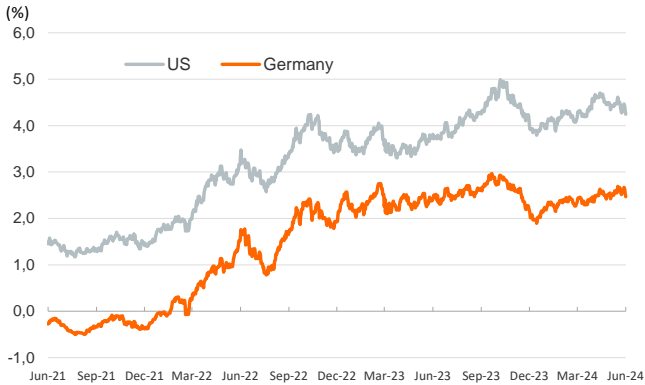
Main advanced stock markets



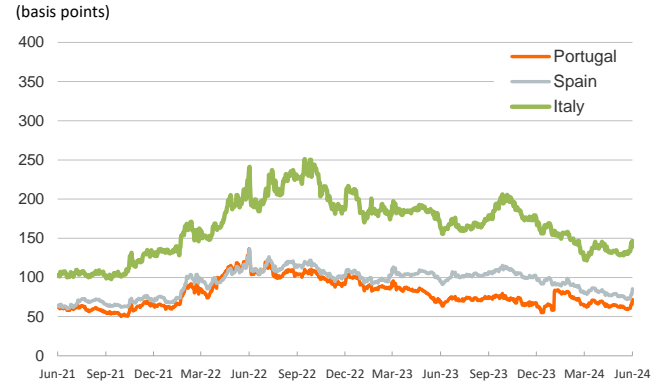
Emerging economies stock markets



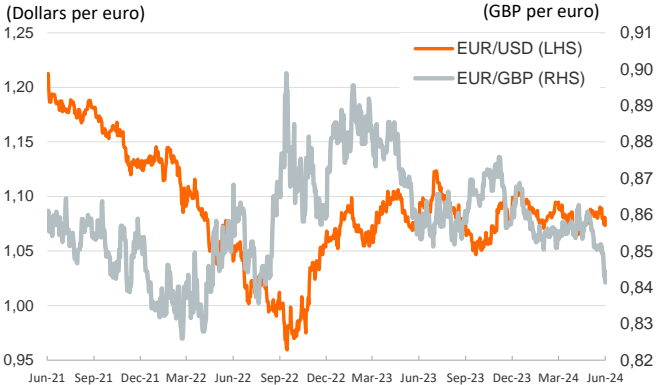
Yield on 10-year public debt: U.S. and Germany



Risk Premium on 10-year debt: Italy, Spain and Portugal



Exchange rate: Advanced-economy currencies



Exchange rate: emerging economies index



Brent oil price



Dutch TTF Natural gas price



Notice regarding publication of the Banco BPI "Daily Report".

Daily Report – Financial Markets is a publication of Banco BPI prepared by its Research and Economic Analysis Department that contains information and opinions that come from sources considered reliable, but Banco BPI does not guarantee the accuracy of the same and is not responsible for errors or omissions contained therein. This document has a purely informative purpose, for which reason Banco BPI is not responsible in any case for the use made of it. Opinions and estimates are specific to the area and may be subject to change without notice.