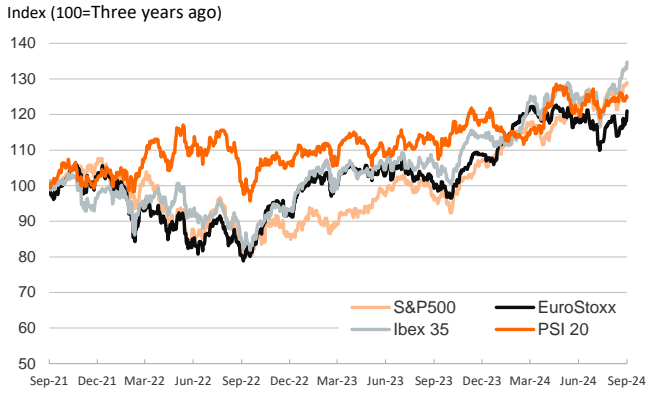


- ▶ Thursday's markets saw a mixed session across asset classes and geographies. In the Eurozone, peripheral spreads fell for all countries except France as the poor fiscal outlook continued to weigh on the country's sovereign debt.
- ▶ In the US, Treasury yields rose after a raft of positive data (low weekly jobless claims, higher than expected durable goods orders, robust aggregate corporate profits in Q2 and a slight upward revision to Q2 GDP) showed a resilient economy. In the FX market, however, the dollar weakened despite the upbeat data.
- ▶ In equity markets, most of the world's major indices posted gains, boosted by news of an imminent new round of fiscal stimulus from the Chinese government.
- ▶ In commodities, oil prices fell on press reports that Saudi Arabia would be willing to move away from a \$100 a barrel price target and increase production to regain market share.

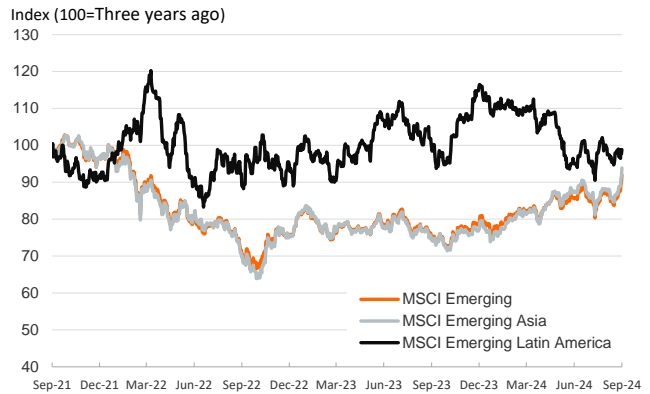
Interest Rates (%)	9/26	9/25	Daily Change (bp)	Weekly Change (bp)	YTD (bp)	YoY Change (bp)
Euro area						
ECB - Official Interest Rate (Depo)	3,50	3,50	0	0	-50	-50
€STR	3,42	3,42	0	0	-47	-49
Swap €STR (10Y)	2,27	2,27	0	-4	-1	-88
3 months (Euribor)	3,35	3,35	-1	-11	-56	-60
12 months (Euribor)	2,76	2,78	-2	-18	-76	-144
Germany - 2-Year Bond	2,13	2,12	1	-9	-25	-110
Germany - 10-Year Bond	2,18	2,18	1	-2	24	-63
France - 10-Year Bond	2,98	2,97	1	5	51	-38
Spain - 10-Year Bond	2,97	2,98	-1	-3	6	-94
Portugal - 10-Year Bond	2,75	2,75	0	-2	20	-83
Italy - 10-Year Bond	3,48	3,52	-4	-7	-11	-126
Risk premium - France (10Y)	80	79	1	7	27	24
Risk premium - Spain (10Y)	78	80	-2	-1	-18	-32
Risk premium - Portugal (10Y)	57	58	-1	-1	-4	-21
Risk premium - Italy (10Y)	130	135	-5	-6	-35	-63
US						
Fed - Lower Bound*	4,75	4,75	0	0	-50	-50
Fed Funds Rate Future (Dec.-24)	4,30	4,27	3	-3	46	-52
3 months (SOFR)	4,60	4,64	-4	-15	-73	-79
12 months (SOFR)	3,74	3,77	-3	-11	-103	-172
2-Year Bond	3,63	3,56	7	5	-62	-149
10-Year Bond	3,80	3,78	2	9	-8	-74
Stock Markets						
	9/26	9/25	Daily Change (%)	Weekly Change (%)	YTD (%)	YoY Change (%)
CaixaBank	5,66	5,48	3,3	3,9	51,9	52,9
Ibex 35	11953	11793	1,4	1,5	18,3	27,6
PSI 20	6771	6794	-0,3	0,8	5,9	11,0
MIB	34409	33841	1,7	1,1	13,4	22,5
DAX	19238	18919	1,7	1,2	14,8	26,1
CAC 40	7742	7566	2,3	1,7	2,6	9,4
Eurostoxx50	5033	4917	2,4	1,8	11,3	21,9
S&P 500	5745	5722	0,4	0,6	20,5	34,4
Nasdaq	18190	18082	0,6	1,0	21,2	39,2
Nikkei 225	38926	37870	2,8	4,8	16,3	20,5
MSCI Emerging Index	1163	1137	2,3	5,7	13,6	22,8
MSCI Emerging Asia	641	624	2,7	6,8	18,1	26,4
MSCI Emerging Latin America	2269	2245	1,1	-0,2	-14,8	-0,5
Shanghai	3001	2896	3,6	9,7	0,9	-3,3
VIX Index	15,37	15,41	-0,3	-5,9	23,5	-18,8
Currencies						
	9/26	9/25	Daily Change (%)	Weekly Change (%)	YTD (%)	YoY Change (%)
EUR/USD	1,118	1,113	0,4	0,1	1,3	5,7
EUR/GBP	0,83	0,84	-0,3	-0,8	-3,9	-4,2
EUR/CHF	0,95	0,95	-0,1	-0,1	1,8	-2,3
USD/JPY	144,81	144,75	0,0	1,5	2,7	-2,9
USD/CNY	7,01	7,03	-0,3	-0,7	-1,3	-4,1
Commodities						
	9/26	9/25	Daily Change (%)	Weekly Change (%)	YTD (%)	YoY Change (%)
Global Commodities Index	99,9	100,2	-0,3	2,1	1,3	-5,2
Brent (US\$/barrel)	71,6	73,5	-2,5	-4,4	-7,1	-23,8
TTF Natural Gas-1M Future (€/MWh)	37,9	37,3	1,5	14,5	17,1	-6,0
TTF Natural Gas-Dec.-24 Future (€/MWh)	37,2	36,9	0,6	8,0	-2,9	-23,9
Gold (US\$/ounce)	2672,4	2656,9	0,6	3,3	29,5	40,6

* To ensure the best comparability between USD and EUR policy rates, we are now displaying the lower bound of the Federal Funds Target Rate and the ECB's Deposit Facility Rate, respectively

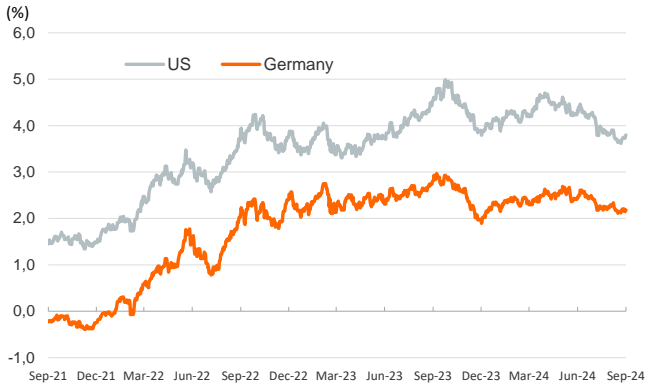
Main advanced stock markets



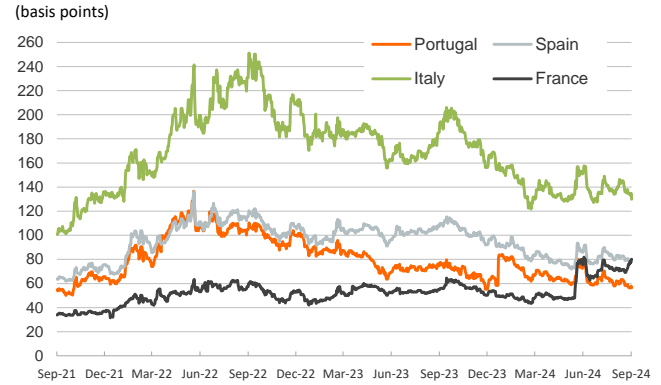
Emerging economies stock markets



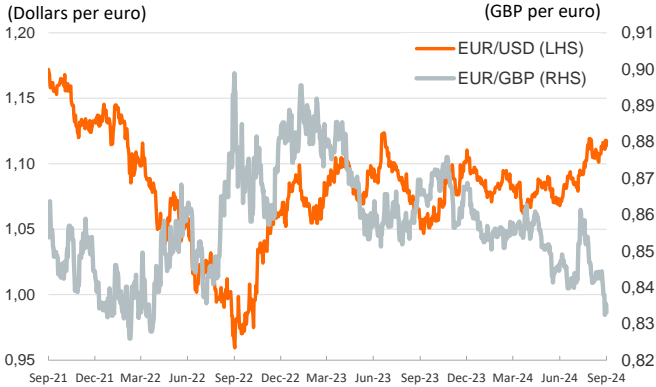
Yield on 10-year public debt: U.S. and Germany



Risk Premium on 10-year debt: France, Italy, Spain and Portugal



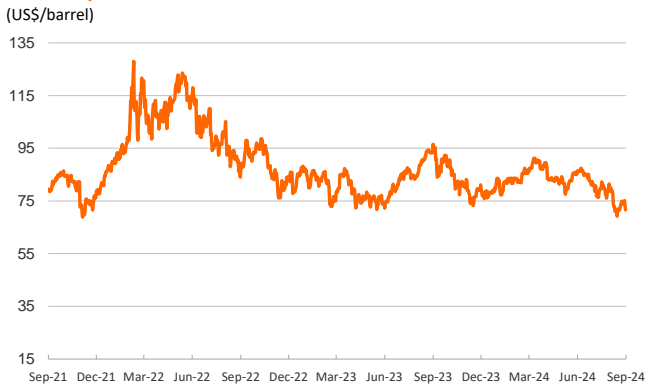
Exchange rate: Advanced-economy currencies



Exchange rate: emerging economies index



Brent oil price



Dutch TTF Natural gas price



Notice regarding publication of the Banco BPI "Daily Report".

Daily Report – Financial Markets is a publication of Banco BPI prepared by its Research and Economic Analysis Department that contains information and opinions that come from sources considered reliable, but Banco BPI does not guarantee the accuracy of the same and is not responsible for errors or omissions contained therein. This document has a purely informative purpose, for which reason Banco BPI is not responsible in any case for the use made of it. Opinions and estimates are specific to the area and may be subject to change without notice.