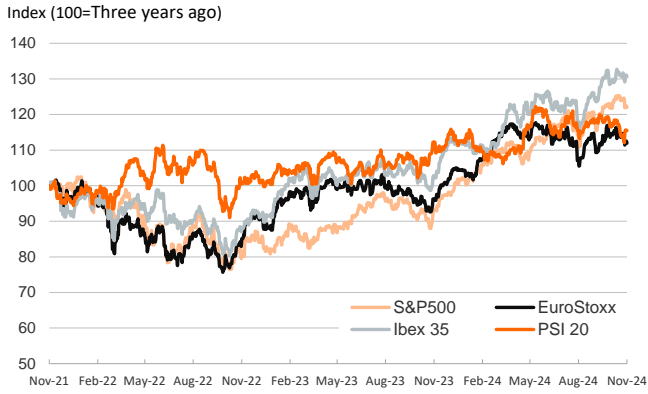


- ▶ Investors started the week in a risk-off mood as polls showed a tight race in today's US presidential election, which could potentially delay the vote count for weeks. Government bond yields were mixed in the eurozone and fell in the US, especially the longer-dated references, as traders await this Thursday's Fed meeting.
- ▶ In the FX market, the election uncertainty and US rates that fell comparatively more than eurozone ones weighed on the dollar, which weakened against the euro and other major peers. In the stock market, developed market indices fell across the board in a choppy session, as investors braced for potentially higher volatility after the US elections.
- ▶ In commodities, oil prices rose on the back of OPEC+'s decision to postpone by one month a planned December production increase, and on an escalation of threats by Iran against Israel. The price of the European natural gas benchmark, the Dutch TTF, also rose as windless weather across north-western Europe increased demand.

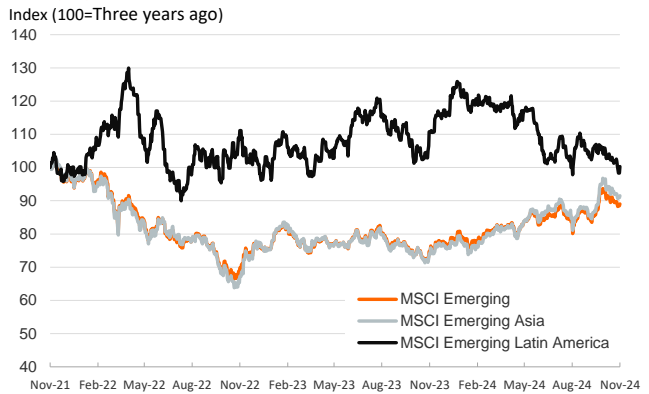
Interest Rates (%)	11/4	11/1	Daily Change (bp)	Weekly Change (bp)	YTD (bp)	YoY Change (bp)
Euro area						
ECB - Official Interest Rate (Depo)	3,25	3,25	0	0	-75	-75
€STR	3,16	3,16	0	0	-72	-74
Swap €STR (10Y)	2,31	2,29	2	5	2	-63
3 months (Euribor)	3,08	3,09	-1	2	-83	-88
12 months (Euribor)	2,62	2,63	-1	4	-89	-139
Germany - 2-Year Bond	2,26	2,25	2	16	-11	-70
Germany - 10-Year Bond	2,40	2,41	-1	11	45	-25
France - 10-Year Bond	3,14	3,16	-2	13	67	-9
Spain - 10-Year Bond	3,10	3,12	-2	12	20	-58
Portugal - 10-Year Bond	2,88	2,86	2	17	33	-44
Italy - 10-Year Bond	3,67	3,68	-2	18	7	-84
Risk premium - France (10Y)	75	76	-1	2	22	16
Risk premium - Spain (10Y)	71	72	-1	1	-25	-33
Risk premium - Portugal (10Y)	48	45	3	6	-13	-19
Risk premium - Italy (10Y)	127	128	-1	7	-38	-59
US						
Fed - Lower Bound*	4,75	4,75	0	0	-50	-50
Fed Funds Rate Future (Dec.-24)	4,50	4,50	0	-2	66	8
3 months (SOFR)	4,53	4,55	-2	-6	-80	-85
12 months (SOFR)	4,14	4,19	-5	0	-63	-119
2-Year Bond	4,16	4,21	-5	2	-9	-68
10-Year Bond	4,28	4,38	-10	0	40	-29
Stock Markets						
	11/4	11/1	Daily Change (%)	Weekly Change (%)	YTD (%)	YoY Change (%)
CaixaBank	5,85	5,69	2,8	7,6	57,1	54,6
Ibex 35	11805	11843	-0,3	-0,8	16,9	27,0
PSI 20	6585	6595	-0,2	2,0	2,9	2,9
MIB	34541	34676	-0,4	-1,4	13,8	20,5
DAX	19148	19255	-0,6	-2,0	14,3	26,1
CAC 40	7372	7409	-0,5	-2,5	-2,3	4,6
Eurostoxx50	4852	4878	-0,5	-2,4	7,3	16,2
S&P 500	5713	5729	-0,3	-1,9	19,8	31,1
Nasdaq	18180	18240	-0,3	-2,1	21,1	34,9
Nikkei 225	38054	38054	0,0	-1,4	13,7	19,1
MSCI Emerging Index	1130	1122	0,7	-0,7	10,4	19,1
MSCI Emerging Asia	625	621	0,6	-0,6	15,2	23,9
MSCI Emerging Latin America	2131	2091	1,9	-2,2	-20,0	-9,5
Shanghai	3310	3272	1,2	-0,4	11,3	9,2
VIX Index	21,98	21,88	0,5	11,0	76,5	47,4
Currencies						
	11/4	11/1	Daily Change (%)	Weekly Change (%)	YTD (%)	YoY Change (%)
EUR/USD	1,088	1,083	0,4	0,6	-1,5	1,4
EUR/GBP	0,84	0,84	0,1	0,7	-3,2	-3,1
EUR/CHF	0,94	0,94	-0,3	0,5	1,2	-2,5
USD/JPY	152,13	153,01	-0,6	-0,8	7,9	1,8
USD/CNY	7,10	7,13	-0,4	-0,4	0,0	-2,4
Commodities						
	11/4	11/1	Daily Change (%)	Weekly Change (%)	YTD (%)	YoY Change (%)
Global Commodities Index	98,9	98,1	0,9	0,7	0,3	-6,0
Brent (US\$/barrel)	75,1	73,1	2,7	5,1	-2,5	-11,6
TTF Natural Gas-1M Future (€/MWh)	40,3	39,2	2,9	-5,2	24,6	-16,1
TTF Natural Gas-Dec.-24 Future (€/MWh)	38,5	38,0	1,3	-5,6	0,6	-28,0
Gold (US\$/ounce)	2736,8	2736,5	0,0	-0,2	32,7	37,3

* To ensure the best comparability between USD and EUR policy rates, we are now displaying the lower bound of the Federal Funds Target Rate and the ECB'S Deposit Facility Rate, respectively

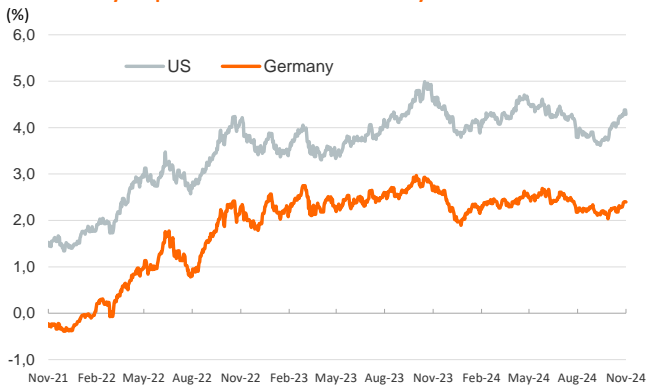
Main advanced stock markets



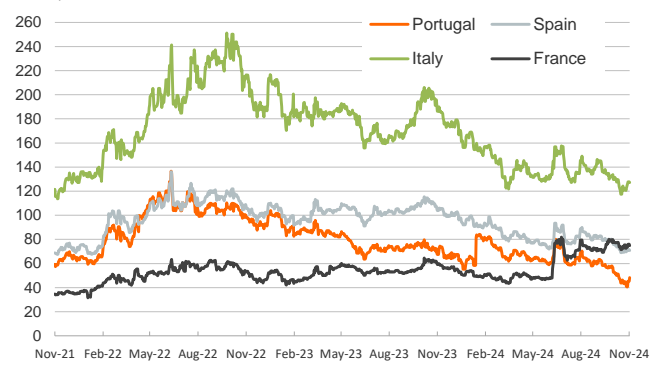
Emerging economies stock markets



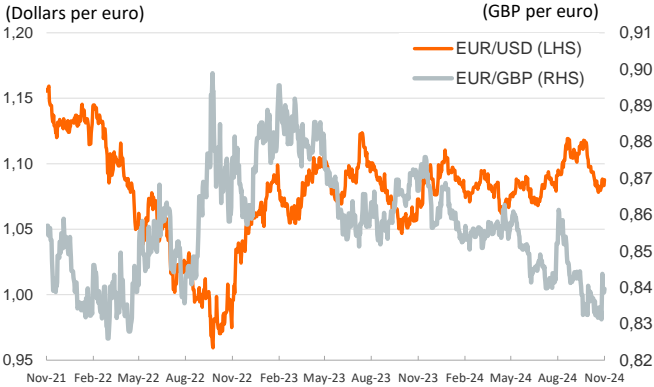
Yield on 10-year public debt: U.S. and Germany



Risk Premium on 10-year debt: France, Italy, Spain and Portugal



Exchange rate: Advanced-economy currencies



Exchange rate: emerging economies index



Brent oil price



Dutch TTF Natural gas price



Notice regarding publication of the Banco BPI "Daily Report".

Daily Report – Financial Markets is a publication of Banco BPI prepared by its Research and Economic Analysis Department that contains information and opinions that come from sources considered reliable, but Banco BPI does not guarantee the accuracy of the same and is not responsible for errors or omissions contained therein. This document has a purely informative purpose, for which reason Banco BPI is not responsible in any case for the use made of it. Opinions and estimates are specific to the area and may be subject to change without notice.