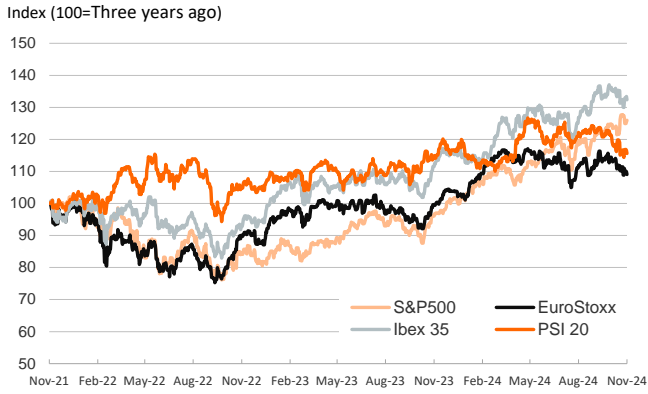


- ▶ Financial markets had a volatile session on Tuesday, driven by geopolitical headlines and with no major macro data releases. Eurozone government bond yields fell as several ECB officials speaking during the day supported a dovish ECB, notably Italy's Panetta, who said the ECB should focus on the sluggish economy and move rates to an expansionary stance.
- ▶ US Treasuries ended the day flat after a volatile session as Ukraine fired US-made missiles into Russian territory for the first time and Putin announced a more flexible nuclear doctrine. This also weighed on European stock indices, while US equities ended the day higher, led by tech companies as investors await Nvidia's earnings report due this week.
- ▶ On the currency front, the dollar was broadly flat after geopolitical tensions had sparked a flight to safety earlier in the day. Bitcoin extended its rally to new highs. In commodities, the price of European oil benchmark Brent was flat as a partial restart of production at a major Norwegian oil field outweighed the effect on oil prices of rising geopolitical tensions.

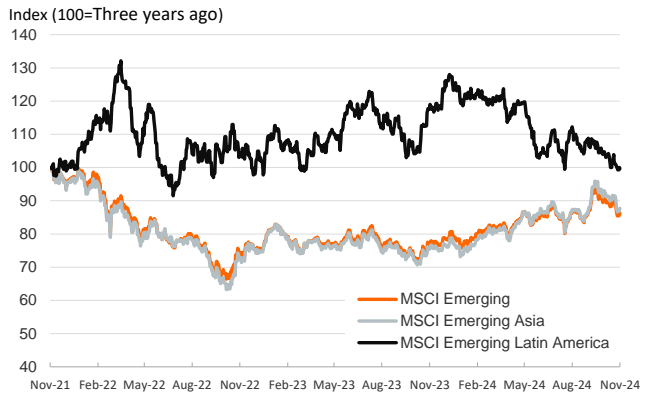
Interest Rates (%)	11/19	11/18	Daily Change (bp)	Weekly Change (bp)	YTD (bp)	YoY Change (bp)
Euro area						
ECB - Official Interest Rate (Depo)	3,25	3,25	0	0	-75	-75
€STR	3,17	3,17	0	0	-72	-74
Swap €STR (10Y)	2,20	2,19	1	-3	-9	-67
3 months (Euribor)	3,01	3,00	1	-2	-90	-97
12 months (Euribor)	2,45	2,43	2	-5	-107	-154
Germany - 2-Year Bond	2,14	2,18	-4	1	-24	-83
Germany - 10-Year Bond	2,34	2,37	-4	-2	39	-25
France - 10-Year Bond	3,08	3,11	-3	-5	60	-8
Spain - 10-Year Bond	3,05	3,07	-2	-7	14	-55
Portugal - 10-Year Bond	2,79	2,81	-3	-8	24	-47
Italy - 10-Year Bond	3,55	3,57	-2	-9	-4	-80
Risk premium - France (10Y)	74	73	0	-3	21	17
Risk premium - Spain (10Y)	71	70	1	-5	-25	-30
Risk premium - Portugal (10Y)	45	44	1	-5	-16	-22
Risk premium - Italy (10Y)	121	119	2	-6	-44	-55
US						
Fed - Lower Bound*	4,50	4,50	0	0	-75	-75
Fed Funds Rate Future (Dec.-24)	4,52	4,52	0	1	69	-1
3 months (SOFR)	4,52	4,52	0	0	-81	-85
12 months (SOFR)	4,28	4,29	-1	4	-49	-92
2-Year Bond	4,28	4,28	0	-6	3	-61
10-Year Bond	4,40	4,41	-1	-3	52	-4
Stock Markets						
	11/19	11/18	Daily Change (%)	Weekly Change (%)	YTD (%)	YoY Change (%)
CaixaBank	5,39	5,69	-5,3	-0,9	44,7	33,1
Ibex 35	11588	11675	-0,7	1,8	14,7	18,7
PSI 20	6360	6413	-0,8	0,4	-0,6	1,3
MIB	33325	33758	-1,3	-0,8	9,8	13,0
DAX	19060	19189	-0,7	0,1	13,8	19,7
CAC 40	7230	7278	-0,7	0,0	-4,2	-0,1
Eurostoxx50	4751	4790	-0,8	0,1	5,1	9,5
S&P 500	5917	5894	0,4	-1,1	24,1	31,1
Nasdaq	18987	18792	1,0	-1,5	26,5	34,4
Nikkei 225	38414	38221	0,5	-2,4	14,8	14,4
MSCI Emerging Index	1095	1090	0,5	-0,7	7,0	12,1
MSCI Emerging Asia	604	600	0,7	-0,7	11,3	16,3
MSCI Emerging Latin America	2083	2090	-0,3	-0,9	-21,8	-15,2
Shanghai	3346	3324	0,7	-2,2	12,5	9,5
VIX Index	16,35	15,58	4,9	11,1	31,3	18,5
Currencies & Cryptocurrencies						
	11/19	11/18	Daily Change (%)	Weekly Change (%)	YTD (%)	YoY Change (%)
EUR/USD	1,060	1,060	0,0	-0,3	-4,0	-2,9
EUR/GBP	0,84	0,84	-0,1	0,3	-3,6	-4,6
EUR/CHF	0,93	0,94	-0,1	-0,2	0,7	-3,2
USD/JPY	154,66	154,66	0,0	0,0	9,7	3,4
USD/CNY	7,24	7,23	0,1	0,1	2,0	0,3
BTC/USD	92306,20	91370,51	1,0	4,5	120,1	153,5
Commodities						
	11/19	11/18	Daily Change (%)	Weekly Change (%)	YTD (%)	YoY Change (%)
Global Commodities Index	97,9	97,7	0,2	1,1	-0,7	-3,9
Brent (US\$/barrel)	73,3	73,3	0,0	2,0	-4,8	-9,1
TTF Natural Gas-1M Future (€/MWh)	45,7	46,9	-2,6	3,2	41,2	1,3
TTF Natural Gas-Dec.-24 Future (€/MWh)	40,9	41,7	-1,9	2,4	7,0	-19,0
Gold (US\$/ounce)	2632,1	2611,8	0,8	1,3	27,6	32,9

* To ensure the best comparability between USD and EUR policy rates, we are now displaying the lower bound of the Federal Funds Target Rate and the ECB's Deposit Facility Rate, respectively

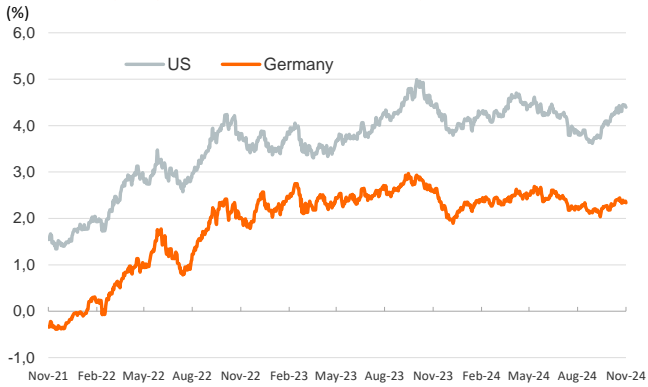
Main advanced stock markets



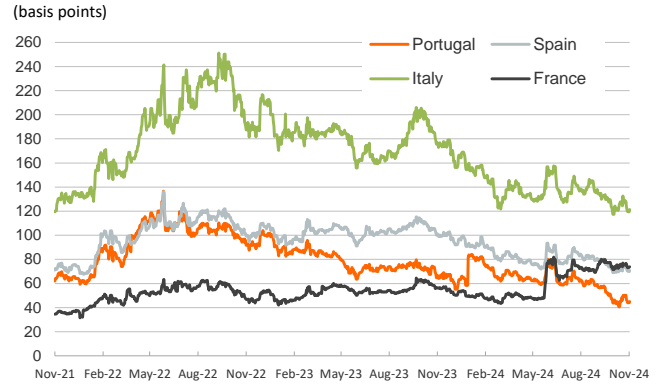
Emerging economies stock markets



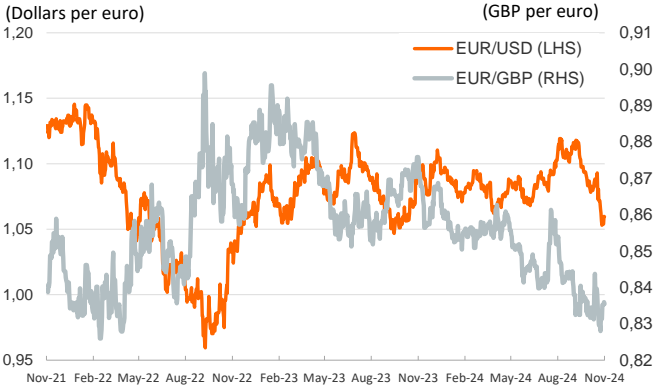
Yield on 10-year public debt: U.S. and Germany



Risk Premium on 10-year debt: France, Italy, Spain and Portugal



Exchange rate: Advanced-economy currencies



Exchange rate: emerging economies index



Brent oil price



Dutch TTF Natural gas price



Notice regarding publication of the Banco BPI "Daily Report".

Daily Report – Financial Markets is a publication of Banco BPI prepared by its Research and Economic Analysis Department that contains information and opinions that come from sources considered reliable, but Banco BPI does not guarantee the accuracy of the same and is not responsible for errors or omissions contained therein. This document has a purely informative purpose, for which reason Banco BPI is not responsible in any case for the use made of it. Opinions and estimates are specific to the area and may be subject to change without notice.