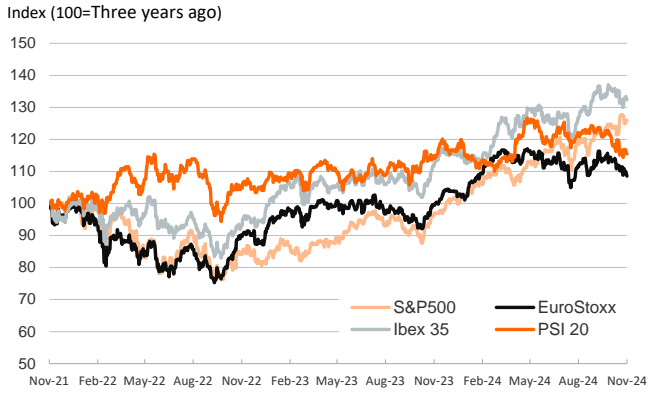


- ▶ Investors' risk appetite waned yesterday amid renewed tensions in the war in Ukraine. Government bond yields rose in the Eurozone, where data released yesterday showed that negotiated wage growth accelerated to 5.4% in Q3 from 4.6% in Q2, which could cause the ECB to reconsider its dovishness if this feeds through to inflation in the coming months.
- ▶ US Treasury yields also rose as two Fed governors speaking during the day showed a divergence in the pace of future rate cuts. Equity markets were marginally lower across developed markets as investors awaited results from Nvidia, which once again highlighted the difficulties in meeting the high demand for chips used to develop AI models.
- ▶ In currency markets, the dollar strengthened on heightened geopolitical tensions, while bitcoin hit new highs. In commodities, Russia-Ukraine tensions caused European gas prices to rise, but their impact on oil prices was not enough to offset a larger-than-expected rise in US crude and gasoline stockpiles last week.

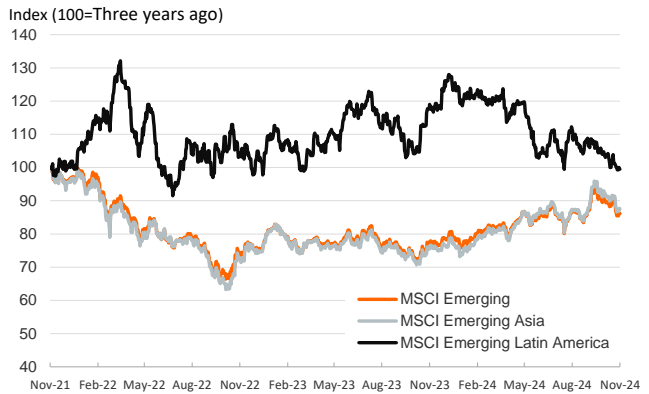
Interest Rates (%)	11/20	11/19	Daily Change (bp)	Weekly Change (bp)	YTD (bp)	YoY Change (bp)
Euro area						
ECB - Official Interest Rate (Depo)	3,25	3,25	0	0	-75	-75
€STR	3,17	3,17	0	0	-72	-74
Swap €STR (10Y)	2,21	2,20	1	-3	-8	-66
3 months (Euribor)	3,00	3,01	-1	-2	-91	-96
12 months (Euribor)	2,47	2,45	2	-3	-105	-155
Germany - 2-Year Bond	2,13	2,14	-1	-3	-24	-90
Germany - 10-Year Bond	2,35	2,34	1	-4	41	-26
France - 10-Year Bond	3,11	3,08	3	-4	63	-6
Spain - 10-Year Bond	3,06	3,05	2	-5	16	-54
Portugal - 10-Year Bond	2,81	2,79	2	-5	25	-45
Italy - 10-Year Bond	3,58	3,55	3	-5	-2	-76
Risk premium - France (10Y)	76	74	2	0	23	20
Risk premium - Spain (10Y)	71	71	0	-2	-25	-28
Risk premium - Portugal (10Y)	45	45	1	-1	-15	-19
Risk premium - Italy (10Y)	123	121	1	-1	-42	-50
US						
Fed - Lower Bound*	4,50	4,50	0	0	-75	-75
Fed Funds Rate Future (Dec.-24)	4,53	4,52	1	4	69	3
3 months (SOFR)	4,51	4,52	-1	-1	-82	-86
12 months (SOFR)	4,26	4,28	-2	-6	-51	-97
2-Year Bond	4,31	4,28	3	2	6	-60
10-Year Bond	4,41	4,40	1	-4	53	-1
Stock Markets						
	11/20	11/19	Daily Change (%)	Weekly Change (%)	YTD (%)	YoY Change (%)
CaixaBank	5,41	5,39	0,4	-1,7	45,2	31,9
Ibex 35	11590	11588	0,0	1,9	14,7	17,8
PSI 20	6353	6360	-0,1	0,9	-0,7	0,4
MIB	33228	33325	-0,3	-1,4	9,5	12,5
DAX	19005	19060	-0,3	0,0	13,5	19,5
CAC 40	7198	7230	-0,4	-0,3	-4,6	-0,7
Eurostoxx50	4730	4751	-0,5	-0,2	4,6	8,9
S&P 500	5917	5917	0,0	-1,1	24,1	30,1
Nasdaq	18966	18987	-0,1	-1,4	26,3	32,8
Nikkei 225	38352	38414	-0,2	-1,0	14,6	14,9
MSCI Emerging Index	1094	1095	-0,1	0,0	6,8	11,0
MSCI Emerging Asia	603	604	-0,1	0,1	11,2	15,0
MSCI Emerging Latin America	2080	2083	-0,1	-0,5	-21,9	-16,4
Shanghai	3368	3346	0,7	-2,1	13,2	9,8
VIX Index	17,16	16,35	5,0	22,4	37,8	28,0
Currencies & Cryptocurrencies						
	11/20	11/19	Daily Change (%)	Weekly Change (%)	YTD (%)	YoY Change (%)
EUR/USD	1,054	1,060	-0,5	-0,2	-4,5	-3,6
EUR/GBP	0,83	0,84	-0,3	0,3	-3,9	-4,8
EUR/CHF	0,93	0,93	-0,3	-0,4	0,4	-3,7
USD/JPY	155,44	154,66	0,5	0,0	10,2	4,8
USD/CNY	7,25	7,24	0,1	0,2	2,0	1,1
BTC/USD	94463,65	92306,20	2,3	6,6	125,3	152,4
Commodities						
	11/20	11/19	Daily Change (%)	Weekly Change (%)	YTD (%)	YoY Change (%)
Global Commodities Index	98,5	97,9	0,6	1,8	-0,1	-4,1
Brent (US\$/barrel)	72,8	73,3	-0,7	0,7	-5,5	-11,6
TTF Natural Gas-1M Future (€/MWh)	46,8	45,7	2,5	7,2	44,7	2,1
TTF Natural Gas-Dec.-24 Future (€/MWh)	41,2	40,9	0,8	3,8	7,8	-19,0
Gold (US\$/ounce)	2650,6	2632,1	0,7	3,0	28,5	34,0

* To ensure the best comparability between USD and EUR policy rates, we are now displaying the lower bound of the Federal Funds Target Rate and the ECB'S Deposit Facility Rate, respectively

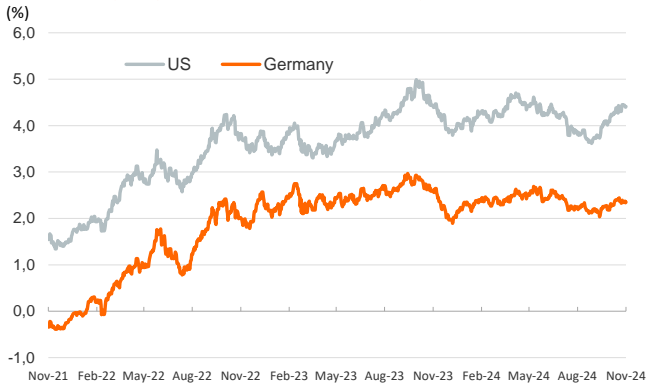
Main advanced stock markets



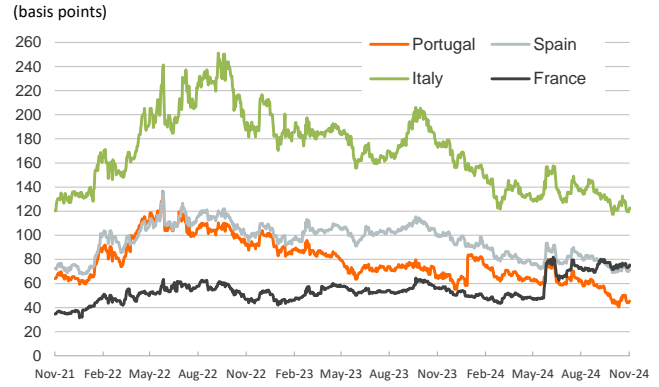
Emerging economies stock markets



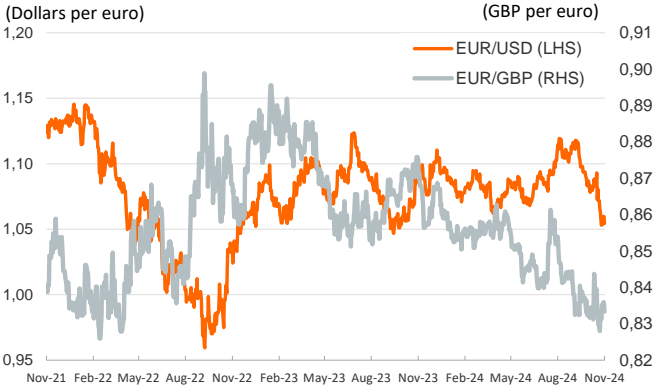
Yield on 10-year public debt: U.S. and Germany



Risk Premium on 10-year debt: France, Italy, Spain and Portugal



Exchange rate: Advanced-economy currencies



Exchange rate: emerging economies index



Brent oil price



Dutch TTF Natural gas price



Notice regarding publication of the Banco BPI "Daily Report".

Daily Report – Financial Markets is a publication of Banco BPI prepared by its Research and Economic Analysis Department that contains information and opinions that come from sources considered reliable, but Banco BPI does not guarantee the accuracy of the same and is not responsible for errors or omissions contained therein. This document has a purely informative purpose, for which reason Banco BPI is not responsible in any case for the use made of it. Opinions and estimates are specific to the area and may be subject to change without notice.